



# TRACMAX

*WHEREVER THE ROAD GOES, THERE GOES TRACMAX*



***CATALOGUE 2021***  
***LIGHT TRUCK • HEAVY TRUCK***



# BRIEF INTRODUCTION

Shandong Yongsheng Rubber Group was founded in 1986, who is the first factory to produce PCR tyres in Shandong province. Dedicating to create the world first class brand, Tracmax has successfully obtained China CCC, US DOT, EU E-mark, EU Regulation 117, Gulf Country GCC, Saudi Arabia SASO, Nigeria SONCAP, Brazil INMENTRO, Uruguay LATU, and other product certifications. Enjoying high popularity in over 100 countries, Tracmax provides wide ranges of PCR tyres, UHP tyres, SUV tyres, H/T tyres, A/T tyres, M/T tyres, VAN tyres, Snow tyres (with/without studs) and All Season tyres, currently over 700 sizes.

“Wherever The Road Goes, There Goes Tracmax“, with high quality, reasonable pricing and excellent service, we would like to be one of your best tyre suppliers and long term business partner.



## PATTERN SUMMARY



GRT938

GRT979

GRT800

GRT880

**LONG  
HAUL**



GRT916

GRT932



GRT936

GRT906

GRT903

GRT859

**REGIONAL**



GRT928

GRT966



GRT700

GRT770

GRT901

GRT957

**ON & OFF**



GRT986


GRT959

GRT919





## HEAVY TRUCK TRACMAX



## HEAVY TRUCK TRACMAX



### GRT700



Standard Wheel
  Permitted Wheel
  Prohibited Wheel

- Application: All position, suitable for all kinds of road conditions.
- Super wear ability and heat radiating performance, outstanding breaking and driving performance with heavy loading ability.
- Suitable for short-medium-long distances on paved or unpaved roads.

### 22.5 INCH

Item No.	Sizes Description	Ply Rating	Tread Depth (mm)	Standard Rim	Section Width (mm)	OA. Diameter (mm)	Max. Pressure (kpa/PSI)				dB
GRT70001	11R22.5 148/145M	18	15.0	8.50	279	1050	830	-	-	-	-
GRT70002	295/80R22.5 152/148M	18	15.0	9.00	298	1044	900	-	-	-	-
GRT70003	12R22.5 152/148M	18	15.0	9.00	300	1084	850	-	-	-	-
GRT70004	315/80R22.5 156/150M	20	15.0	9.00	312	1076	850	-	-	-	-
GRT70005	13R22.5 156/150K	18	17.0	9.75	320	1124	875	-	-	-	-



### GRT770



Standard Wheel
  Permitted Wheel
  Prohibited Wheel


- Application: Drive wheel, suitable for rough and common roads.
- Unique tread belt structure, tire tread compound with high wear-resistance and low heat generation.
- Special compounds for cut resistance, excellent traction, high anti-impact force.

### 22.5 INCH

Item No.	Sizes Description	Ply Rating	Tread Depth (mm)	Standard Rim	Section Width (mm)	OA. Diameter (mm)	Max. Pressure (kpa/PSI)				dB
GRT77001	11R22.5 148/145M	18	20.0	8.25	279	1050	830	-	-	-	-
GRT77002	295/80R22.5 152/148M	18	19.5	9.00	298	1044	850	-	-	-	-
GRT77003	12R22.5 152/148M	18	18.5	9.00	300	1084	850	-	-	-	-
GRT77004	315/80R22.5 156/150M	20	20.0	9.00	312	1076	850	-	-	-	-
GRT77005	13R22.5 156/150K	18	17.0	9.75	320	1124	875	-	-	-	-



## HEAVY TRUCK TRACMAX



## HEAVY TRUCK TRACMAX



### GRT800



● Standard Wheel ● Permitted Wheel ⊗ Prohibited Wheel

- Application: Steer Wheel for long distance, also can be used as All Position pattern.
- New designed pattern, Suitable for well paved road condition with high speed level and excellent durability.
- Heavy loading capacity, Low heat build-up, High speed and Low noise.

### 22.5 INCH

Item No.	Sizes Description	Ply Rating	Tread Depth (mm)	Standard Rim	Section Width (mm)	OA. Diameter (mm)	Max. Pressure (kpa/PSI)				dB
GRT80001	11R22.5 148/145M	18	14.5	8.25	279	1050	830	-	-	-	-
GRT80002	12R22.5 152/148M	18	15.0	9.00	300	1084	930	-	-	-	-
GRT80003	295/80R22.5 152/148M	18	15.0	9.00	298	1044	900	-	-	-	-
GRT80004	315/80R22.5 156/150M	20	15.0	9.00	312	1076	900	-	-	-	-
GRT80005	*315/70R22.5 156/150M	20	15.0	9.00	312	1014	850	-	-	-	-
GRT80006	*275/70R22.5 148/145M	16	14.5	8.25	276	958	900	-	-	-	-
GRT80007	*275/80R22.5 149/146M	16	14.5	8.25	276	1014	900	-	-	-	-
GRT80008	*295/75R22.5 146/143M	16	14.5	9.00	298	1014	900	-	-	-	-

\* New Developing Sizes.

The labelling information is subject to change without notice.



### GRT880



● Standard Wheel ● Permitted Wheel ⊗ Prohibited Wheel

- Application: Drive Wheel for medium mileage load series.
- Open Shoulder designs, the block pattern offer excellent drive force and anti-peeling performance on paved and unpaved roads.
- Excellent load capability, Longer mileage, Super Durability.

### 22.5 INCH

Item No.	Sizes Description	Ply Rating	Tread Depth (mm)	Standard Rim	Section Width (mm)	OA. Diameter (mm)	Max. Pressure (kpa/PSI)				dB
GRT88001	11R22.5 148/145M	18	20.0	8.25	279	1050	830	-	-	-	-
GRT88002	12R22.5 152/148M	18	20.0	9.00	300	1084	930	-	-	-	-
GRT88003	295/80R22.5 152/148M	18	20.0	9.00	298	1044	900	-	-	-	-
GRT88004	315/80R22.5 156/150M	20	20.0	9.00	312	1076	900	-	-	-	-
GRT88005	*315/70R22.5 156/150M	20	20.0	9.00	312	1014	850	-	-	-	-
GRT88006	*275/70R22.5 148/145M	16	19.5	8.25	276	958	900	-	-	-	-
GRT88007	*275/80R22.5 149/146M	16	19.5	8.25	276	1014	900	-	-	-	-
GRT88008	*295/75R22.5 146/143M	16	19.5	9.00	298	1014	900	-	-	-	-


\* New Developing Sizes.

The labelling information is subject to change without notice.





## HEAVY TRUCK TRACMAX



## HEAVY TRUCK TRACMAX



### GRT901



● Standard Wheel 
 ● Permitted Wheel 
 ⊗ Prohibited Wheel

- Application: All position, suitable for all kinds of road conditions.
- Super wear ability and heat radiating performance, outstanding breaking and driving performance with heavy loading ability.
- Suitable for short-medium-long distances on paved or unpaved roads.

### 22.5 INCH

Item No.	Sizes Description	Ply Rating	Tread Depth (mm)	Standard Rim	Section Width (mm)	OA. Diameter (mm)	Max. Pressure (kpa/PSI)				dB
R90101	11R22.5 146/143M	16	15.5	8.50	279	1050	830	-	-	-	-
R90102	295/80R22.5 152/148M	18	15.5	9.00	298	1044	900	-	-	-	-
R90103	12R22.5 152/148M	18	16.5	9.00	300	1084	850	-	-	-	-
R90104	315/80R22.5 156/150L	20	15.5	9.00	312	1076	850	-	-	-	-
R90105	13R22.5 156/150K	18	17.0	9.75	320	1124	875	-	-	-	-



### GRT957



● Standard Wheel 
 ● Permitted Wheel 
 ⊗ Prohibited Wheel


- Application: Drive wheel, suitable for rough and common roads.
- Unique tread belt structure, tire tread compound with high wear -resistance and low heat generation.
- Special compounds for cut resistance, excellent traction, high anti-impact force.

### 22.5 INCH

Item No.	Sizes Description	Ply Rating	Tread Depth (mm)	Standard Rim	Section Width (mm)	OA. Diameter (mm)	Max. Pressure (kpa/PSI)				dB
T95701	11R22.5 146/143M	16	20.5	8.25	279	1050	830	-	-	-	-
T95702	295/80R22.5 152/148M	18	21.5	9.00	298	1044	850	-	-	-	-
T95704	12R22.5 152/148M	18	21.0	9.00	300	1084	850	-	-	-	-
T95703	315/80R22.5 156/150M	20	21.5	9.00	312	1076	850	-	-	-	-
T95705	13R22.5 156/150K	18	21.5	9.75	320	1124	875	-	-	-	-



## HEAVY TRUCK TRACMAX



## HEAVY TRUCK TRACMAX



### GRT936



● Standard Wheel ● Permitted Wheel ⊗ Prohibited Wheel

- Application: Steer Wheel for long distance, also can be used on Trailer Wheel. Suitable for highway and common road.
- Suitable for high speed on good road surface application, with excellent anti-wet property and sideslip resistance.
- High wear-resistance and radiating performance.

### 22.5-24.5 INCH

Item No.	Sizes Description	Ply Rating	Tread Depth (mm)	Standard Rim	Section Width (mm)	O.A. Diameter (mm)	Max. Pressure (kpa/PSI)				dB
T93601	11R22.5 146/143M	16	14.5	8.25	279	1050	830	-	-	-	-
T93602	11R24.5 149/146M	16	14.5	8.25	279	1104	830	-	-	-	-
T93603	295/75R22.5 146/143M	16	14.0	9.00	298	1014	830	-	-	-	-
T93604	285/75R24.5 147/144M	16	14.0	8.25	283	1050	830	-	-	-	-



### GRT906



● Standard Wheel ● Permitted Wheel ⊗ Prohibited Wheel

- Application: Drive Wheel, Suitable for highway and common road.
- With Super driving performance and braking performance, high wear-resistance and low heat generation.
- Powerful gripping ability and wet skid resistance, lower noise.

### 22.5-24.5 INCH

Item No.	Sizes Description	Ply Rating	Tread Depth (mm)	Standard Rim	Section Width (mm)	O.A. Diameter (mm)	Max. Pressure (kpa/PSI)				dB
T90601	11R22.5 146/143M	16	20.5	8.25	279	1050	830	-	-	-	-
T90602	11R24.5 149/146M	16	20.5	8.25	279	1104	830	-	-	-	-
T90603	295/75R22.5 146/143M	16	18.5	9.00	298	1014	830	-	-	-	-
T90604	285/75R24.5 147/144M	16	18.5	8.25	283	1050	830	-	-	-	-





## HEAVY TRUCK TRACMAX



## HEAVY TRUCK TRACMAX



### GRT938



● Standard Wheel ● Permitted Wheel ⊗ Prohibited Wheel

- Application: Steer Wheel for long distance, also can be used as All Position pattern.
- New designed pattern, Suitable for well paved road condition with high speed level and excellent durability.
- Heavy loading capacity, Low heat build-up, High speed and Low noise.

#### 22.5-24.5 INCH

Item No.	Sizes Description	Ply Rating	Tread Depth (mm)	Standard Rim	Section Width (mm)	O.A. Diameter (mm)	Max. Pressure (kpa/PSI)				dB
T93601	11R22.5 146/143M	16	14.5	8.25	279	1050	830	-	-	-	-
T93602	11R24.5 149/146M	16	14.5	8.25	279	1104	830	-	-	-	-
T93603	295/75R22.5 146/143M	16	14.0	9.00	298	1014	830	-	-	-	-
T93604	285/75R24.5 147/144M	16	14.0	8.25	283	1050	830	-	-	-	-



### GRT979



● Standard Wheel ● Permitted Wheel ⊗ Prohibited Wheel

- Application: Drive Wheel for medium mileage loading series.
- Close Shoulder designs, the block pattern offer excellent drive force and good braking performance on paved road condition.
- Excellent load capability, Longer mileage, Super Durability.

#### 17.5-24.5 INCH

Item No.	Sizes Description	Ply Rating	Tread Depth (mm)	Standard Rim	Section Width (mm)	O.A. Diameter (mm)	Max. Pressure (kpa/PSI)				dB
T90601	11R22.5 146/143M	16	20.5	8.25	279	1050	830	-	-	-	-
T90602	11R24.5 149/146M	16	20.5	8.25	279	1104	830	-	-	-	-
T90603	295/75R22.5 146/143M	16	18.5	9.00	298	1014	830	-	-	-	-
T90604	285/75R24.5 147/144M	16	18.5	8.25	283	1050	830	-	-	-	-



## HEAVY TRUCK TRACMAX



## HEAVY TRUCK TRACMAX



### GRT901



● Standard Wheel ● Permitted Wheel ⊗ Prohibited Wheel

- Application: All position, suitable for all kinds of road conditions.
- Super wear ability and heat radiating performance, outstanding breaking and driving performance with heavy loading ability.
- Suitable for short-medium-long distances on paved or unpaved roads.

#### 16-24 INCH

Item No.	Sizes Description	Ply Rating	Tread Depth (mm)	Standard Rim	Section Width (mm)	OA. Diameter (mm)	Max. Pressure (kpa/PSI)				dB
T90101	7.00R16 118/114L	14	12.5	5.50	198	778	770	-	-	-	-
T90102	7.50R16 122/118L	14	12.5	6.50	215	805	770	-	-	-	-
T90103	8.25R16 128/124L	16	14.0	6.50	235	855	770	-	-	-	-
T90104	9.00R20 144/142K	16	15.0	7.00	259	1019	900	-	-	-	-
T90105	10.00R20 149/146L	18	16.0	7.50	278	1054	930	-	-	-	-
T90106	11.00R20 152/149L	18	16.5	8.00	293	1085	930	-	-	-	-
T90107	12.00R20 156/153K	20	17.0	8.50	315	1125	900	-	-	-	-
T90108	12.00R24 160/157K	20	15.5	8.50	315	1226	900	-	-	-	-



### GRT928



● Standard Wheel ● Permitted Wheel ⊗ Prohibited Wheel

- Application: Drive wheel, suitable for common roads paved with mixed materials.
- With super driving and braking performance, good resistance to wear and tear.
- High loading capability.

#### 16-20 INCH

Item No.	Sizes Description	Ply Rating	Tread Depth (mm)	Standard Rim	Section Width (mm)	OA. Diameter (mm)	Max. Pressure (kpa/PSI)				dB
T92801	7.00R16 118/114L	14	14.5	6.00	198	778	770	-	-	-	-
T92802	7.50R16 122/118L	14	14.5	6.00	215	805	770	-	-	-	-
T92803	8.25R16 128/124L	16	15.5	6.50	235	855	770	-	-	-	-
T92804	9.00R20 144/142K	16	18.5	7.00	259	1019	900	-	-	-	-
T92805	10.00R20 149/146L	18	19.0	7.50	278	1054	930	-	-	-	-
T92806	11.00R20 152/149L	18	20.0	8.00	293	1085	930	-	-	-	-
T92807	12.00R20 156/153K	20	21.0	8.50	315	1125	900	-	-	-	-





HEAVY TRUCK  
**TRACMAX**



HEAVY TRUCK  
**TRACMAX**



**GRT903**



● Standard Wheel ● Permitted Wheel ⊗ Prohibited Wheel

- Application: All position, suitable for all kinds of road conditions.
- Super wear ability and heat radiating performance, outstanding breaking and driving performance with heavy loading ability.
- Suitable for short-medium-long distances on paved or unpaved roads.

**20 INCH**

Item No.	Sizes Description	Ply Rating	Tread Depth (mm)	Standard Rim	Section Width (mm)	OA. Diameter (mm)	Max. Pressure (kpa/PSI)				dB
T90301	10.00R20 149/146L	18	16.0	7.50	278	1054	930	-	-	-	-
T90302	11.00R20 152/149L	18	16.5	8.00	293	1085	930	-	-	-	-
T90303	12.00R20 156/153K	20	17.0	8.50	315	1125	900	-	-	-	-



**GRT966**



● Standard Wheel ● Permitted Wheel ⊗ Prohibited Wheel

- Application: Drive wheel, suitable for highway and common roads.
- Unique tread belt structure, high wear- resistance and low heat generation, powerful gripping ability, good resistance to wear and tear.
- High loading capability, High speed performance and long mileage.

**20 INCH**

Item No.	Sizes Description	Ply Rating	Tread Depth (mm)	Standard Rim	Section Width (mm)	OA. Diameter (mm)	Max. Pressure (kpa/PSI)				dB
T96601	10.00R20 149/146L	18	18.0	7.50	278	1054	930	-	-	-	-
T96602	11.00R20 152/149L	18	18.0	8.00	293	1085	930	-	-	-	-
T96603	12.00R20 156/153K	20	18.5	8.50	315	1125	900	-	-	-	-



# HEAVY TRUCK TRACMAX



# HEAVY TRUCK TRACMAX



## GRT859



● Standard Wheel ● Permitted Wheel ⊗ Prohibited Wheel

- Application: All Position Wheels for long distance.
- New designed pattern, Suitable for well paved road condition with excellent durability.
- Standard load, Low heat build-up, High speed.

### 24 INCH

Item No.	Sizes Description	Ply Rating	Tread Depth (mm)	Standard Rim	Section Width (mm)	O.A. Diameter (mm)	Max. Pressure (kpa/PSI)				dB
T85901	12.00R24 160/157K	20	15.5	8.50	315	1226	900	-	-	-	-



## GRT959



● Standard Wheel ● Permitted Wheel ⊗ Prohibited Wheel

- Application: Drive Wheel for short distance on/off road use.
- Suitable for low or middle speed ride on/off road condition, with powerful grip and high loading ability.
- Longer Mileage, Strong Structure, Good anti-wear performance.

### 24 INCH

Item No.	Sizes Description	Ply Rating	Tread Depth (mm)	Standard Rim	Section Width (mm)	O.A. Diameter (mm)	Max. Pressure (kpa/PSI)				dB
T95901	12.00R24 160/157K	20	16.0	8.5	315	1226	900	-	-	-	-





# HEAVY TRUCK TRACMAX



# HEAVY TRUCK TRACMAX



## GRT916



Standard Wheel
  Permitted Wheel
  Prohibited Wheel

- Application: Trailer Wheel, Suitable for rough and common roads.
- Excellent traction and high wear-resistance.
- Ultra strong ground adhesiveness on snow field and muddy roads.

### 22.5 INCH

Item No.	Sizes Description	Ply Rating	Tread Depth (mm)	Standard Rim	Section Width (mm)	OA. Diameter (mm)	Max. Pressure (kpa/PSI)				dB
T91601	*385/55R22.5 160K	20	16.0	12.25	386	996	900	-	-	-	-
T91602	385/65R22.5 160K	20	16.0	11.75	389	1072	900	-	-	-	-

\* New Developing Sizes.

The labelling information is subject to change without notice.



## GRT932



Standard Wheel
  Permitted Wheel
  Prohibited Wheel

- Application: Trailer Wheel, Suitable for highway and common road.
- With Super driving performance and braking performance, high wear-resistance and low heat generation.
- Superior anti-irregular wearing performance, with extra anti-side and wet skid resistance, excellent safety and comfort riding.

### 22.5 INCH

Item No.	Sizes Description	Ply Rating	Tread Depth (mm)	Standard Rim	Section Width (mm)	OA. Diameter (mm)	Max. Pressure (kpa/PSI)				dB
T93201	*385/55R22.5 160K	20	16.0	12.25	386	996	900	-	-	-	-
T93202	385/65R22.5 160K	20	16.0	11.75	389	1072	900	-	-	-	-

\* New Developing Sizes.

The labelling information is subject to change without notice.



# HEAVY TRUCK TRACMAX



# HEAVY TRUCK TRACMAX



## GRT986



Standard Wheel
  Permitted Wheel
  Prohibited Wheel

- Application: Suitable for the roads on the mine and mountain roads.
- Ultra block pattern with deep grooves, extra-wide running surface, good anti-wear and anti-puncture attributes.
- Excellent adhesion performance, high loading capacity.

### 20 INCH

Item No.	Sizes Description	Ply Rating	Tread Depth (mm)	Standard Rim	Section Width (mm)	O.A. Diameter (mm)	Max. Pressure (kpa/PSI)				dB
T98601	9.00R20 144/142K	16	22.5	7.00	259	1019	900	-	-	-	-
T98602	10.00R20 149/146L	18	24.5	7.50	278	1054	930	-	-	-	-
T98603	11.00R20 152/149L	18	24.5	8.00	293	1085	930	-	-	-	-
T98604	12.00R20 156/153K	20	25.0	8.50	315	1125	900	-	-	-	-



## GRT919



Standard Wheel
  Permitted Wheel
  Prohibited Wheel

- Lug and block pattern design improve traction, driving and braking performance.
- Special tread compound provides outstanding resistance to puncture and tearing.
- Reinforced carcass and bead design ensure excellent handling and safe performance, meanwhile provide outstanding loading capacity.

### 22.5 INCH

Item No.	Sizes Description	Ply Rating	Tread Depth (mm)	Standard Rim	Section Width (mm)	O.A. Diameter (mm)	Max. Pressure (kpa/PSI)				dB
T91901	11R22.5 146/143L	16	21.0	8.25	279	1050	830	-	-	-	-
T91902	12R22.5 152/149L	18	21.0	9.00	300	1085	850	-	-	-	-



